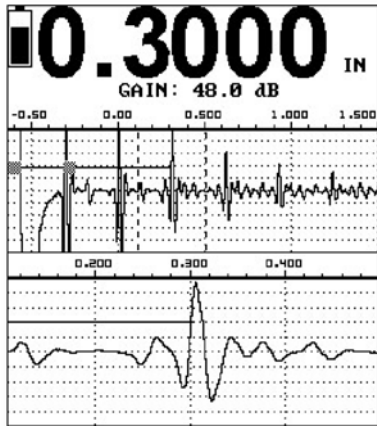
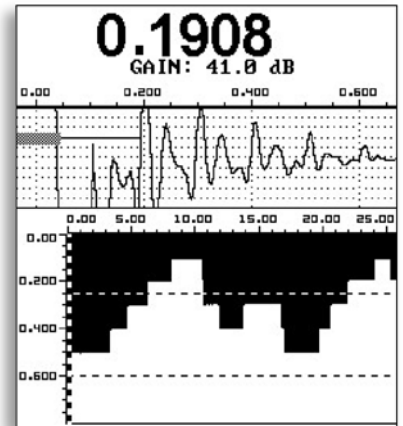


TG-410

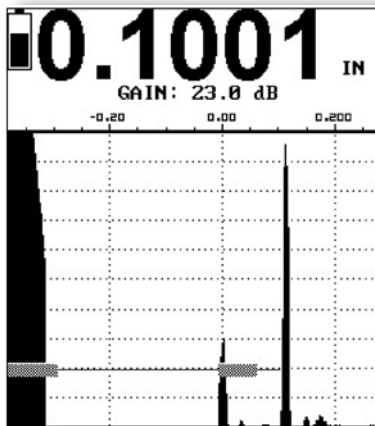
PRECISION HANDHELD ULTRASONIC THICKNESS GAGE



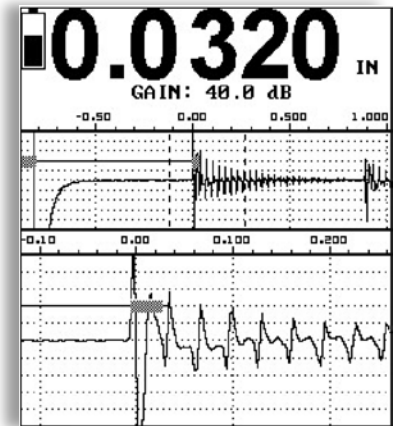
Dual A-Trace, second - third echo, RF



Adjustable time encoded B-Scan



Full Wave, Through-paint, dual element



Delay line mode

Introduction

The TG-410 is a high-level handheld thickness gage offering a resolution of 0.0001". Its cleanly structured menu allows quick transducer setups while a freeze screen function lets the user take a closer look to a certain A-Scan signal and allows to store that particular image to the internal memory if desired. The unit can be connected to a PC to transfer stored data such as data logs, A-Scans, B-Scans and user-defined setups. The unit also allows for a time-encoded B-Scan image in addition to a momentary A-Scan.

Applications

- General ultrasonic thickness gaging
- Metals, plastics, composites, glass, rubber
- Tube, pipe tank, pressure vessel
- Investment castings
- Chemical milling
- Turbine blades
- Boilers Glass

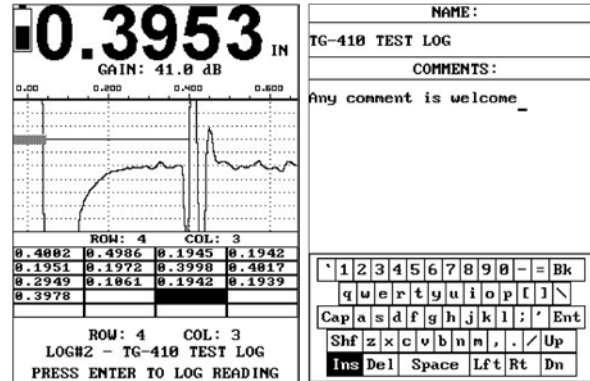
TG-410



PRECISION HANDHELD ULTRASONIC THICKNESS GAGE

Key features

- Single and dual element transducers
- Contact, delay/immersion, through-transmission, shear mode
- High-Speed LCD display
- Freeze-screen direct access button
- SplitView: Dual A-Trace display
- SplitScan: View A-Scan and time-encoded B-Scan simultaneously
- Peak Echo Hold: Fixed or timed "waterfall" reset
- Default and user programmable setups
- Rugged aluminum case with rubber end caps
- Windows based Data Transfer software optional



Customizable data logger

Technical Specifications

General	Package	TG-410 unit, Rechargeable 'AA' batteries, AC charger, User manual, COC, Pelican Case
	Display	240 x 320 pixels 2.3in x 3.1in (58mm x 79mm) automatic/on/off backlight
	Dimensions	3.25in x 1.4in x 7in, 1.75lbs 82mm x 35.5mm x 178mm, 0.8kg
	Power source	6 field-replaceable 'AA' batteries (autonomy of 8 hours) or AC power
	Operating temp	32 F - 122 F (0 °C to 50 °C)
	Storage temp	-4 F - 140 F (-20 °C to 60 °C)
	Connector type	Dual Lemo00 or Dual BNC
Transducer	Type	Single and dual element Contact, Delay, Immersion, Through-transmission
	Frequency	0.5 MHz – 20 MHz
Performance	Measurement Range	0.020 in – 340 in (0.05mm – 8636mm)
	Resolution	0.0001 in (0.00254mm)
	Velocity	0.0490 in/us – 0.9999 in/us
Gates	Thickness gates	IP-1 st , 1 st -2 nd , 2 nd -3 rd IP blocking, IF blocking, IF-1 st blocking, 1 st -2 nd blocking POS and NEG
	Alarm types	Audible and Visual Thickness high, low, both
Pulser	Pulse volts PRF	250V 300Hz
Receiver	Gain	0 - 100dB (up to 0.1 increments)
	Damping Tuning	25Ω - 375Ω (8 damping levels) Filter on/off
	Display modes	RF, +HW, -HW, FW
Storage	Internal	20 setups storable
Connectivity	PC Software	Windows based USB Data Transfer Software: up- and download setups and data (optional)

5542 Buckingham Drive - Huntington Beach - CA 92649 – PH: 714-893-2438 - FX: 714-897-3840 - NDTSales@NDTSystems.com

www.NDTSystems.com